

Physical effects of electricity


This worksheet and all related files are licensed under the Creative Commons Attribution License, version 1.0. To view a copy of this license, visit <http://creativecommons.org/licenses/by/1.0/>, or send a letter to Creative Commons, 559 Nathan Abbott Way, Stanford, California 94305, USA. The terms and conditions of this license allow for free copying, distribution, and/or modification of all licensed works by the general public.

Resources and methods for learning about these subjects (list a few here, in preparation for your research):

Questions

Question 1

How long will it take for the light bulb to receive electrical power once the battery is connected to the rest of the circuit?



[file 00116](#)

Question 2

A 22-gauge metal wire three feet in length contains approximately 28.96×10^{21} "free" electrons within its volume. Suppose this wire is placed in an electric circuit conducting a current equal to 6.25×10^{18} electrons per second. That is, if you were able to choose a spot along the length of this wire and were able to count electrons as they drifted by that spot, you would tally 6,250,000,000,000,000 electrons passing by each second. (This is a reasonable rate for electric current in a wire of this size.)

Calculate the average velocity of electrons through this wire.

[file 00117](#)

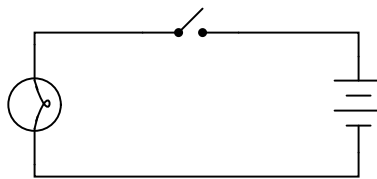
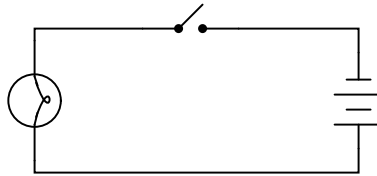
Question 3

When an electric current passes through a conductor offering some electrical resistance, the temperature of that conductor increases above ambient. Why is this? Of what practical importance is this effect?

[file 00061](#)

Question 4

What difference will it make if the battery in this circuit is reversed in direction?



[file 00076](#)

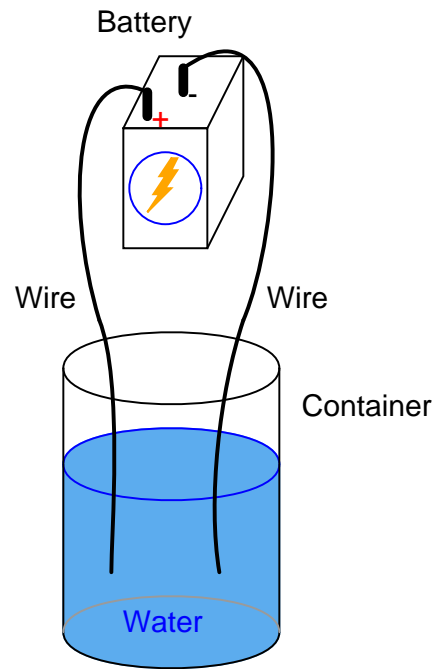
Question 5

What physical effects of electricity are manifest in a lightning strike?

[file 00218](#)

Question 6

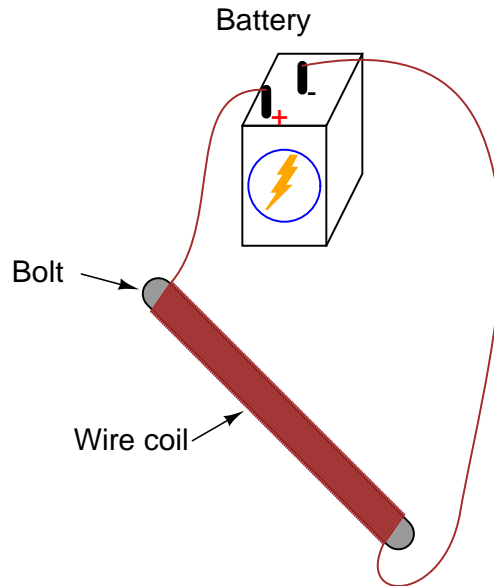
If the terminals of a DC voltage source are connected to individual wires, dipped in a container full of water, an interesting effect takes place on the submerged surfaces of the wires. What is this phenomenon, and what is it called?



file 00219

Question 7

What effect takes place when an electric current passes through a coil of wire, wrapped around an iron object such as a large-diameter bolt? Hint: place some small paperclips or other lightweight steel objects near the end of the bolt when energizing the coil. What is this phenomenon called?



file 00220

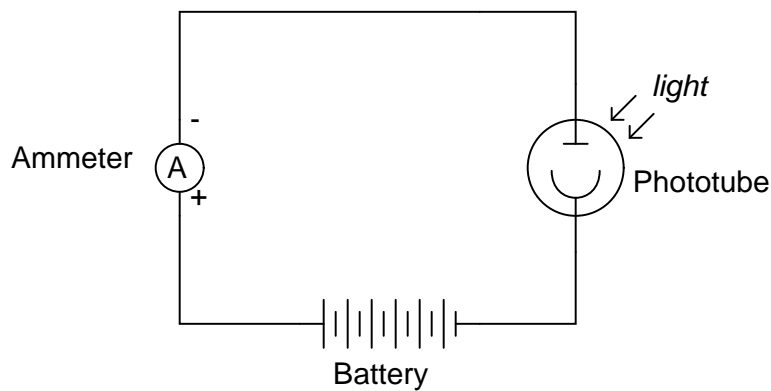
Question 8

Certain substances are known to physically deform (shorten or lengthen) when an electrical voltage is applied across their length. The effect is known as *piezoelectricity*. What types of substances are known to be piezoelectric? Identify some possible applications of this phenomenon.

file 00221

Question 9

When light strikes a *phototube*, an electric current is registered by the ammeter in this circuit:



What phenomenon is exhibited by the phototube in its function? What possible applications of this effect can you think of?

file 00222

Question 10

In the late 1700's, an Italian professor of anatomy, Luigi Galvani, discovered that the leg muscles of a recently deceased frog could be made to twitch when subjected to an electric current. What phenomenon is suggested by Galvani's discovery? In other words, what does this tell us about the operation of muscle fibers in living creatures? More importantly, what practical importance does this have for people working near electric circuits?

[file 00223](#)

Question 11

Paramedics and other emergency medical personnel sometimes use a machine called a *defibrillator* to re-start the regular heart-beat of a person whose heart has stopped or is spastically convulsing (fibrillating). Explain what this machine does to "restart" a person's heart.

[file 03245](#)

Answers

Answer 1

Approximately 11 milliseconds (0.0107 seconds).

Answer 2

Average electron velocity = 0.000647 feet per second, or 6.47×10^{-4} ft/s. This is very slow: only 0.00777 inches per second, or 0.197 millimeters per second!

Answer 3

Electrical resistance is analogous to mechanical *friction*: electrons cannot freely flow through a resistance, and the "friction" they encounter translates some of their energy into heat, just as the friction in a worn mechanical bearing translates some of the kinetic energy of its rotation into heat, or the friction between a person's hands while rubbing them together on a cold day translates some of the motion into heat.

Answer 4

The choice of battery "polarity" in a simple light bulb circuit makes no difference at all. In either case, the light bulb will energize when the switch is closed.

Answer 5

Heat, light, sound, magnetism (compass needles deflecting), radio ("static" heard on AM radios), and chemical reactions (fixation of nitrogen, and the production of ozone).

Answer 6

I'll let you discover the actual phenomenon on your own (be careful to use no more than 12 volts when performing an experiment like this, for safety!), but its name is *electrolysis*.

Answer 7

The phenomenon is known as *electromagnetism*.

Answer 8

Certain crystal substances, such as *quartz*, are known to be piezoelectric.

Answer 9

This phenomenon is called the *photoelectric effect*. Incidentally, the mathematical expression of this effect earned Albert Einstein a Nobel Prize for Physics in the year 1921.

Answer 10

Essentially, muscle fibers are "activated" by electrical signals. I'll let you figure out what practical importance this effect has for you!

Answer 11

A defibrillator machine sends a powerful surge of electric current through the victim's chest to force his or her heart muscles to contract.

Follow-up question: explain how this principle is similar to that of an electric stun-gun ("TASER") or other high-voltage, non-lethal weapon to immobilize a person. How does a defibrillator's function differ from that of a stun-gun?

Notes 1

Electricity is fast: the effects of electron motion travel at approximately the speed of light (186,000 miles per second). Actual average electron velocity, on the other hand, is very, very slow. A convenient analogy I've used to illustrate how electrons may move slowly yet have rapid effect is that of a closed-loop hydraulic system. When the valve is opened, fluid motion throughout the system is immediate (actually, the motion progresses at the speed of sound through the fluid – very fast!), yet the actual velocity of fluid motion is much slower.

Incidentally, the double-chevron symbols indicate an electrical connector pair (plug and jack; male and female).

Notes 2

Despite the rapid progression of the *effects* of electron motion throughout a circuit (i.e. approximately the speed of light), the actual electron velocity is extremely slow by comparison.

Base figures used in this calculation are as follows:

- Number of free electrons per cubic meter of metal (an example taken from Encyclopedia Britannica 15th edition, 1983, volume 6, page 551) = 10^{29} electrons per m^3 . The metal type was not specified.
- 22 gauge wire has a diameter of 0.025 inches.

Questions like this may be challenging to students without a strong math or science background. One problem-solving strategy I have found very useful is to simplify the terms of a problem until a solution becomes obvious, then use that simplified example to establish a pattern (equation) for obtaining a solution given *any* initial parameters. For instance, what would be the average electron velocity if the current were 28.96×10^{21} electrons per second, the same figure as the number of free electrons residing in the wire? Obviously, the flow velocity would be one wire length per second, or 3 feet per second. Now, alter the current rate so that it is something closer to the one given in the problem (6.25×10^{18}), but yet still simple enough to calculate mentally. Say, half the first rate: 14.48×10^{21} electrons per second. Obviously, with a flow rate half as much, the velocity will be half as well: 1.5 feet per second instead of 3 feet per second. A few iterations of this technique should reveal a pattern for solution:

$$v = 3 \frac{I}{Q}$$

Where,

v = Average electron velocity (feet per second)

I = Electric current (electrons per second)

Q = Number of electrons contained in wire

It is also very helpful to have knowledgeable students demonstrate their solution techniques in front of the class so that others may learn novel methods of problem-solving.

Notes 3

This is a good starting point for a discussion on work, energy, and power. Power, of course, may be directly calculated by multiplying voltage by current, and is measured in *watts*. It also provides an opportunity to discuss some of the practical limitations of electrical conductors.

Notes 4

It should be noted that not all electrical loads are "non-polarized" like an incandescent light bulb. Some electrical components, such as *light-emitting diodes*, are polarity sensitive, and will function only if current goes through them in the proper direction.

Notes 5

Lightning is a universally recognized phenomenon, and one that inspires no small amount of awe. In other words, it is a perfect discussion topic in a science-oriented class! There is much to be learned about lightning from a variety of sources, and it serves as a vivid illustration of electricity's varied effects.

Having discussed several effects of electricity manifest in lightning strikes, it is an interesting class exercise to discuss possible *applications* of these effects. What can we do with such phenomenon? Knowing that electricity has the ability to produce heat, light, sound, magnetism, electromagnetic waves, and chemical reactions, what interesting and useful things may we employ electricity for?

Notes 6

Electrochemical effects are very commonly used in industry to form chemical substances. Ironically, the battery itself shown in the illustration, is another example of electrochemistry in action, just hidden from sight!

Notes 7

This makes an excellent classroom demonstration, and students should immediately recognize some of the practical applications of this phenomenon.

Notes 8

As your students will no doubt discover in their research, piezoelectricity is a two-way effect: physical motion from electricity and visa-versa. It will be clear how well they did their research by the types of applications they think of for the "electricity-to-motion" form of piezoelectricity, given the typical physical scale of piezoelectric displacements.

Notes 9

There are several features of the schematic diagram worthy of note:

- High-voltage battery
- Ammeter symbol (circle with letter "A" inside)
- Twin arrows designating light

Applications of the photoelectric effect are many and varied. Special versions of the basic phototube (called *photomultiplier* tubes) are able to detect extremely small impulses of light, enabling scientists to detect small light flashes from cosmic-ray events, among other optical phenomena.

Notes 10

This question presents an excellent opportunity to discuss one of the important aspects of electrical safety: involuntary muscle contraction.

Notes 11

This question is intended to start a lively and active discussion on the effects of electric current on human muscle and nerve tissue. Students are likely to come up with all sorts of interesting questions about defibrillators and stun-guns, so be sure to do your own research in preparation for posing this question to them?